

HE Series

The HE Series is the ideal whole-house ventilation solution for today's energy efficient homes.

These High Efficiency ventilators combine the best performance in energy recovery, electrical consumption and air filtration.

- High efficiency Venmar® Core Technology recovers up to 88% of the heat
- 40–250 CFM range covers all home sizes
- Optional HEPA filtration on select models captures 99.97% of allergens and other microscopic particles and may reduce symptoms of allergies or respiratory problems
- State-of-the-art ECM motors provide significant electrical consumption savings (an average of 67% compared to standard motors)



ERV140 ECM / HRV160 ECM

**HRV200 ECM / ERV200 ECM / HRV250 ECM
ERV250 ECM**

Model Name	ERV140 ECM	HRV160 ECM	ERV200 ECM	HRV200 ECM	ERV250 ECM	HRV250 ECM
Model number	ERV140TE	HRV160TE	ERV200TE	HRV200TE	ERV250TE	HRV250TE
Min/Max Continuous Airflow (CFM at 0.2 in. w.g.)	40–157	40–176	50–226	50–245	50–259	50–271
Min/Max Continuous Airflow (CFM at 0.4 in. w.g.)	40–140	53–156	50–210	50–226	50–241	50–250
Fan Efficacy at 32°F (CFM/Watt)*	2.2	2.0	2.9	3.4	3.6	3.6
Apparent Sensible Efficiency at 32°F*	73%	83%	88%	85%	80%	81%
Sensible Recovery Efficiency at 32°F*	67%	75%	75%	81%	75%	75%
Sensible Recovery Efficiency at –13°F*	60%	64%	65%	73%	65%	66%
Total Recovery Efficiency at 95°F*	52%	—	68%	—	65%	—
Filtration Level	MERV 6	MERV 9	MERV 6/ HEPA option	MERV 6/ HEPA option	MERV 6/ HEPA option	MERV 6/ HEPA option
ENERGY STAR® Certified**	Yes	Yes	Yes	Yes	Yes	Yes
Ports Location	Top	Top	Top	Top	Top	Top
Ports Size (in.)	6	6	6	6	6	6
Dimensions (in.) H x W x D						
Side Port	—	—	—	—	—	—
Top Port	24 ¹ / ₁₆ x 23 ¹ / ₁₆ x 14 ¹⁵ / ₁₆		31 x 32 x 20			

*Performance at low speed.



**This product earned the ENERGY STAR® rating by meeting strict energy efficiency guidelines set by Natural Resources Canada and the U.S. EPA. It meets ENERGY STAR® requirements only when used in Canada.

Wall Controls & Accessories

Residential Main Wall Controls

Broan® offers simple to more advanced wall controls to customize your fresh air system.

Auxiliary Wall Controls

can provide additional control to homeowners.



VT4W

VT6W

VT7W

VT8W

VT9W

VB20W

VB60W

- Bathroom override 20-minute timer

- Bathroom override 20/40/60-minute timer

Select the wall control best suited to your needs

Model	VT4W	VT6W	VT7W	VT8W	VT9W	VB20W	VB60W
	Main Wall Controls					Auxiliary	
ERV70	•	•	•	•		•	•
HRV80	•	•	•	•		•	•
HRV90	•	•	•	•		•	•
ERV100	•	•	•	•		•	•
ERV100+	•	•	•	•		•	•
ERVS100						•	
H/ERVH100	•	•	•	•		•	•
ERV110	•	•	•	•		•	
H/ERV120	•	•	•	•		•	
H/ERV130FLS	•	•	•				•
HRV150	•	•	•			•	
HRV150FL	•	•	•	•		•	•
HRV160	•	•	•	•		•	•
ERV140 ECM			•	•		•	•
HRV160 ECM			•	•		•	•
ERV180	•	•	•			•	
HRV190	•	•	•			•	
HRB190FL	•	•	•	•		•	•
H/ERV200 ECM					•	•	•
H/ERV250 ECM					•	•	•

Model	VT4W	VT6W	VT7W	VT8W	VT9W
	Wall Control Features				
Continuous minimum speed	•	•	•	•	•
Continuous maximum speed	•	•	•	•	•
Dehumidistat		•	•		•
Intermittent: 20 minutes/hour	•		•	•	•
Turbo: Maximum speed for 4 hours					•
Recirculation			•	•	•
Smart				•	•
Program				•	
Electronic balancing					•

Accessories*

WHISPER REGISTERS

Model V01269

- 4" intake and exhaust



Model V02863

- 5" intake and exhaust



Model V01271

- 6" intake and exhaust



Model V03585


- 8" intake and exhaust



EXTERIOR VENTS

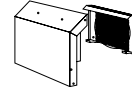
Model VTYIK1

- Tandem transition kit for units at 110 CFM and under



Model V1607100

- IN2000 hood kit (set 2)



Model V12570

- Anti-gust intake 6"



Model 634M

- Roof cap up to 6"



GRILLES AND PLASTIC REGISTERS

Model V04790

- Duct connector baffle 8" x 12"



Model V04400

- Duct connector 8" x 12"



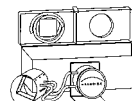
AIRFLOW BALANCING KITS

Model V18222

- Balancing kit 0.5" and 1" H2O

Model V11001

- Air flow collar 6" d



Model V11246

- Air flow collar 8" d

Model V11247

- Air flow collar 7" d

*Complete line of accessories available at www.broan.com.