

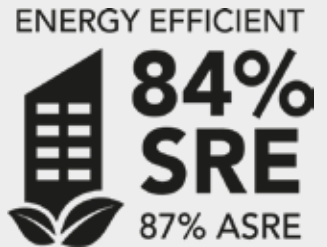
The **interior ready** ERV that fits seamlessly into your designs & home owner's lifestyle.



O1NE & Done.
Just got easier.



TrueCFM™
guarantees
performance
in any install





Location flexibility

- Designed for in-ceiling or in-wall placement
- Optimizes floor space
- Paintable white door surface for a cohesive look



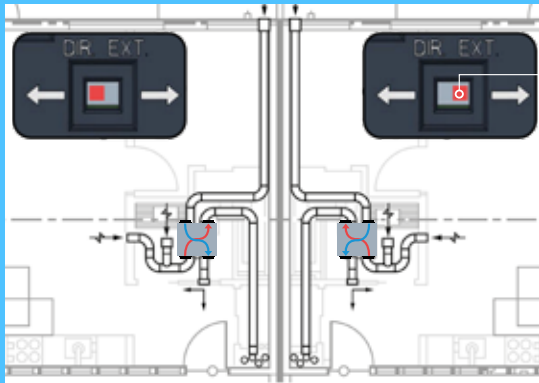
Consistent install quality

- Easy-to-install, pre-finished trim kit
- Mounting bracket locations to accommodate 1/2" and 5/8" material



Interior ready design

- Readily accessible, pre-finished door – within reach for maintenance
- Integrated fault indicator display (FID)



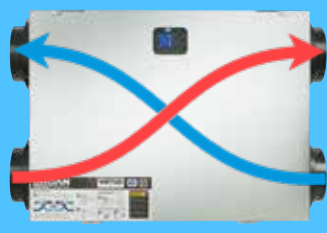
Infield Selectable Airflow Configuration*

Simplify installation with the flip of **ONE** integrated switch.

- Spend less time on product location, ductwork routing and install configuration
- Accommodate mirrored floor plans with a flip of a switch
- Eliminate the need for specifying, installing, maintaining and stocking different models




=



STANDARD

or



MIRROR

*Patent Pending

Low Profile Energy Recovery Ventilator (ERV) Models

BLP150E75NS-HWF
(Interior Ready)

BLP150E75NS-PC
(Power Cord)

BLP150E75NS-HW
(Hardwire)

Optional MERV 13 Filter

V26000



BROAN-NUTONE.COM | 800-558-1711
926 WEST STATE STREET, HARTFORD, WI 53027

Get more information
about Broan® **ONE** today!

